

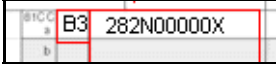

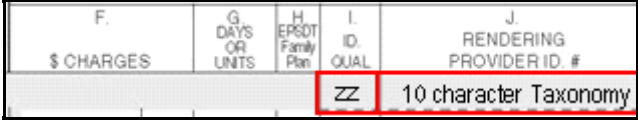



Taxonomy Guide

Providers are encouraged to submit claims with the correct taxonomy code consistent with the provider's specialty and services being rendered in order to increase appropriate adjudication. WellCare may reject the claim or pay it at the lower reimbursement rate if the taxonomy code is incorrect or omitted. This guide will provide basic information to further instruct and educate all providers in assistance with taxonomy submittals.

Taxonomy code is constructed of 10 characters – numeric and alpha. **Example:** 282N00000X

Placement of Taxonomy and Qualifier

<p>UB-04</p>	<p>Paper: Box 81CCa Qualifier "B3"- in left column and Taxonomy in middle column</p>  <p>Electronic: (5010 ASC X12 Format) <u>Billing</u> – Loop 2000A - PRV01 "BI" = "Billing"; PRV02 – "PXC" qualifier; PRV03 = 10 character taxonomy code <u>Attending</u> – Loop 2310A – PRV01 "AT" = "Attending"; PRV02 – "PXC" qualifier; PRV03 = 10 character taxonomy code</p>
<p>CMS1500</p>	<p>Paper: <u>Billing</u> – Box 33b should hold the qualifier "ZZ" qualifier in Box 24I and the Taxonomy code</p>  <p><u>Rendering</u> – Box 24I should hold the qualifier "ZZ" qualifier and Box 24J (shaded area) should hold the taxonomy number.</p>  <p><u>Referring</u> – Box 17a in left column "ZZ" qualifier and Taxonomy in next column (shaded area)</p>  <p>Electronic: (5010 ASC X12 Format) <u>Billing</u> – Loop 2000A - PRV01 "BI" = "Billing"; PRV02 – "PXC" qualifier; PRV03 = 10 character taxonomy code <u>Rendering</u> – Loop 2310B PRV01 "PE" = "Performing"; PRV02 – "PXC" qualifier PRV03 = 10 character taxonomy code</p>

Tips:

- ❖ Qualifiers are to be included on both paper and electronic claims for proper submission of claims
- ❖ Provider should be billing with the taxonomy that is filled with DCH
- ❖ See the following websites for additional information billing information: www.NUCC.org and www.NUBC.org

